

Open Research Online

The Open University's repository of research publications and other research outputs

Obtaining evidence from child witnesses: the advantage of VIPER parades.

Conference or Workshop Item

How to cite:

Havard, Catriona; Memon, Amina; Clifford, Brian; Gabbert, Fiona and Watt, Moray (2008). Obtaining evidence from child witnesses: the advantage of VIPER parades. In: Scottish Institute of Policing Research (SIPR) Evidence & Investigation Network Seminar, "Obtaining evidence from vulnerable witnesses", 15 Oct 2008., Aberdeen, UK.

For guidance on citations see [FAQs](#).

© 2008 The Authors



<https://creativecommons.org/licenses/by-nc-nd/4.0/>

Version: Version of Record

Link(s) to article on publisher's website:

<http://www.sipr.ac.uk/downloads/vulnerable/havard.pps>

Copyright and Moral Rights for the articles on this site are retained by the individual authors and/or other copyright owners. For more information on Open Research Online's data [policy](#) on reuse of materials please consult the policies page.

oro.open.ac.uk

Obtaining evidence from child witnesses: the advantage of VIPER parades

Catriona Havard, Amina Memon, Brian Clifford,
University of Aberdeen

Fiona Gabbert, University of Abertay, Dundee
& Moray Watt, Grampian Police

The Scottish Institute
for **Policing Research**



Our latest Research

- How do children and young people fare with video parades (moving images) as compared to still photo lineups?
- How do variations in the standard VIPER procedure influence performance?
- Are correct identifications related to how long a witness sees a culprit?

Viper vs Still lineups (TP & TA)

Vulnerable Witness Act (2004)

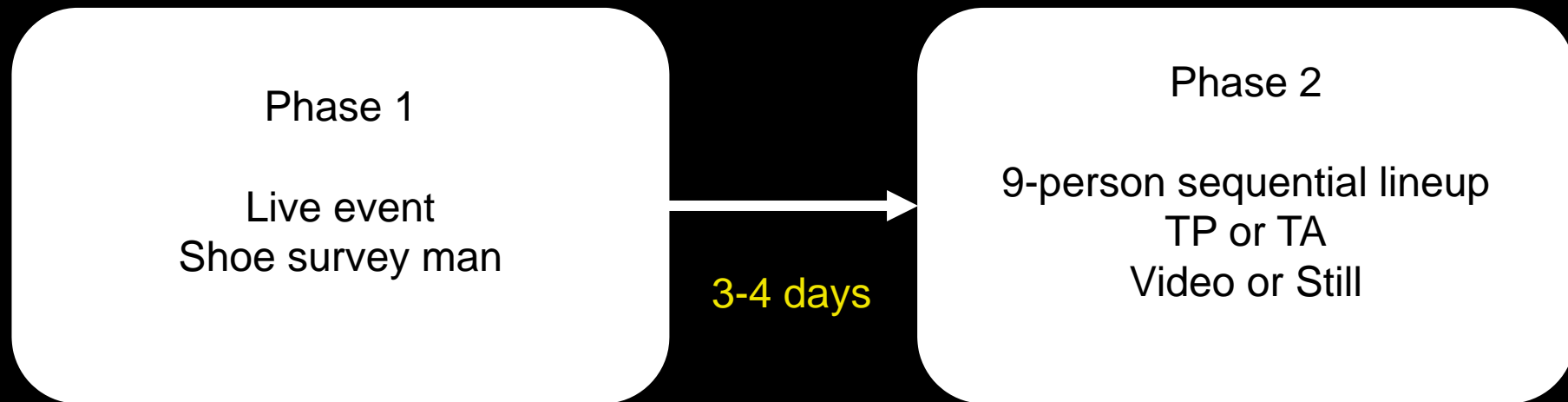
- Valentine, Darling & Memon (2007)

Fewer false IDs for TA VIPER

- Darling, Valentine & Memon (2007)

No difference for VIPER or still lineups

Experiment 1



Sample N=215

114 aged 7-9 years (59 ♀ & 55 ♂)
101 aged 13-15 years (63 ♀ & 38 ♂).

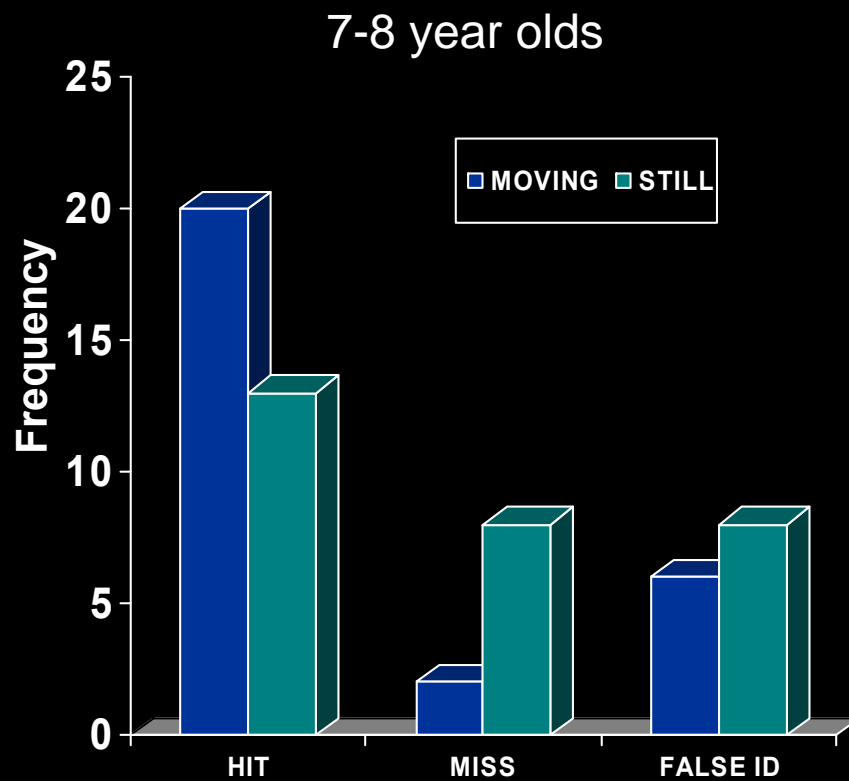
Lord Advocates Guidelines

"the person may or may not be there"

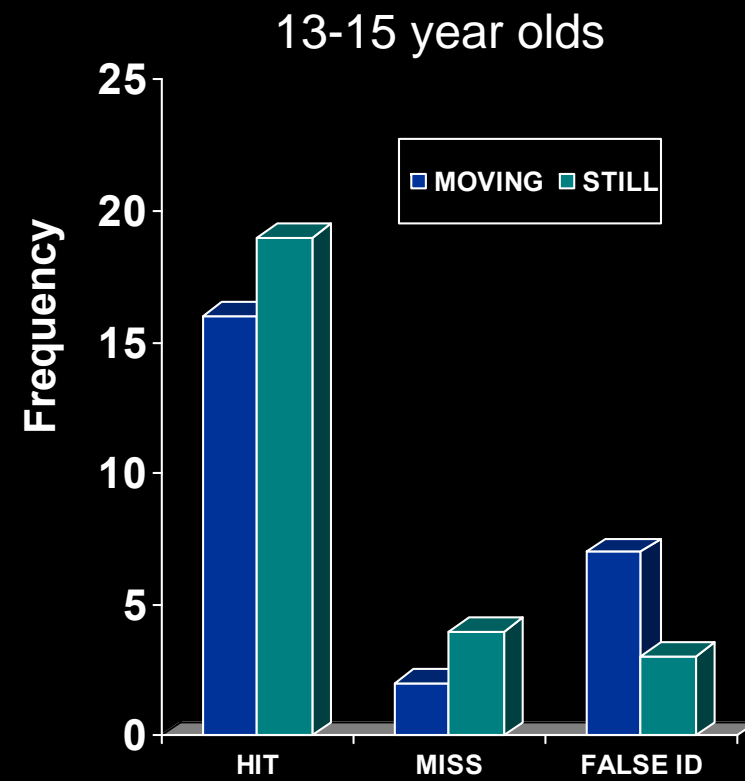
Lineup viewed twice

Moving vs Still images: target present lineups

(ns)



Correct ID- 58%

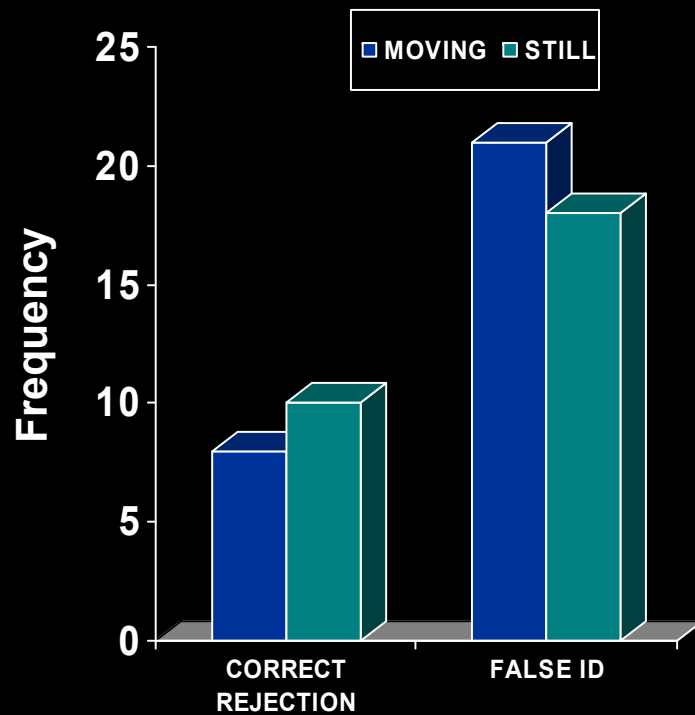


Correct ID- 69%

Moving vs Still images: target absent lineups

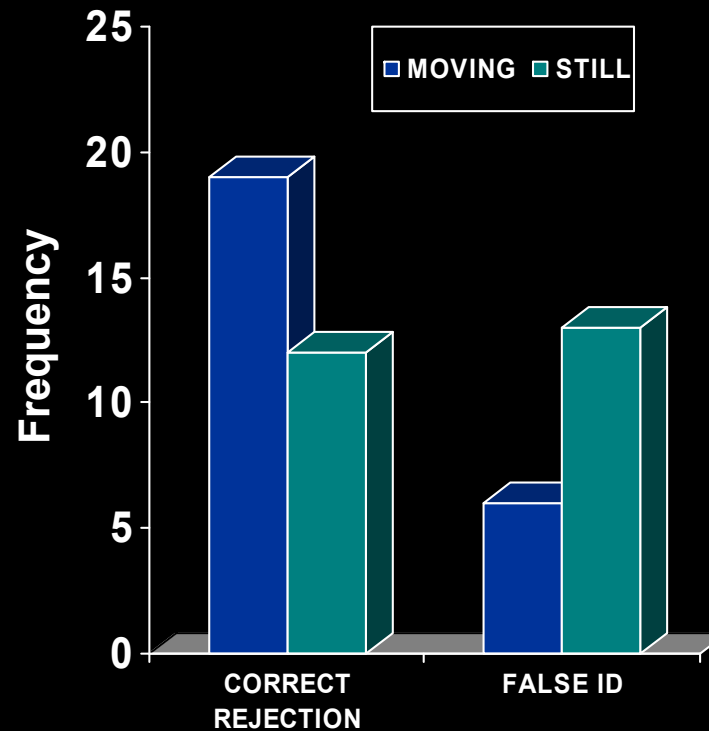
($\chi^2 (1) = 3.76, p = .053$)

7-8 year olds



Correct rejection – 32 %

13-15 year olds



Correct rejection – 62 %

VIPER procedure

Lord Advocate's guidelines

“the witness should normally view the whole set of images at least twice before confirming that he or she wants to view the images or any part of them again. Only where the identification is unequivocal at the first viewing, and further viewing is likely to cause distress to the witness, should this practise be departed from”

(Appendix C).

Viewing once vs. twice

- Pike, Rowlands, Towell & Kemp (1999)
TP benefit from twice viewing, not TA.
- Valentine et al., (2007)
Strict sequential reduced correct ID.
- Lindsay, Lea & Fulford (1991)
Twice viewing increased false ID rate for TA.
Photo lineup

Target Exposure

- Memon, Hope & Bull (2006)
Longer exposure more correct IDs
- Shapiro and Penrod (1986)
Positive correlation for exposure and correct ID, but also false ID from TA lineups.
- Read (1995)
Longer duration increased tendency to choose, and confidence. Higher correct IDs & false IDs

Experiment 2

Phase 1

View a staged crime:
2 targets
1 long exposure 3 mins.
1 short exposure 1 min.

5 min
filler task

Phase 2

VIPER viewed once or twice
Long or short target
TP or TA
Confidence rating

“the person may or may not be there”

Satrosphere Science Centre volunteers

Sample 223 aged 6-54 years (107 ♀ & 116 ♂).

186 aged between 6 & 11 years of age

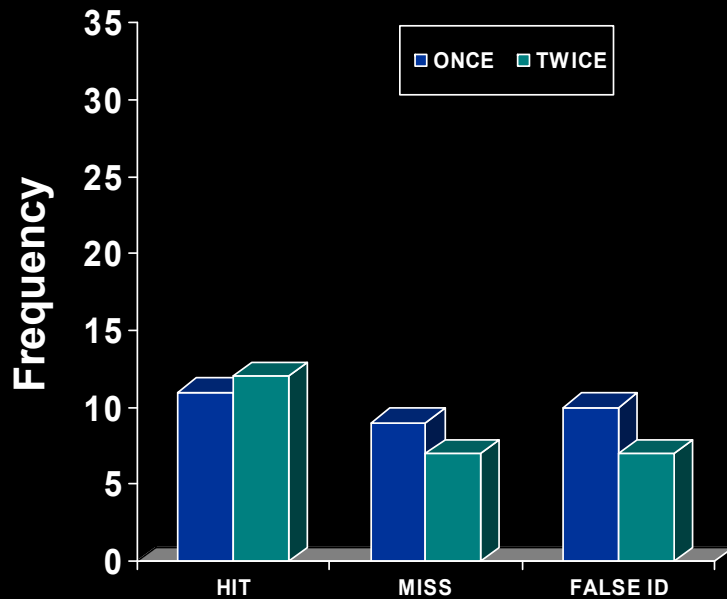
Hypotheses

- Seeing a lineup twice will increase choosing for TP and TA lineups
- Seeing a target for longer should increase correct ID and confidence

TP lineups: Long vs Short Exposure: lineup viewed once or twice

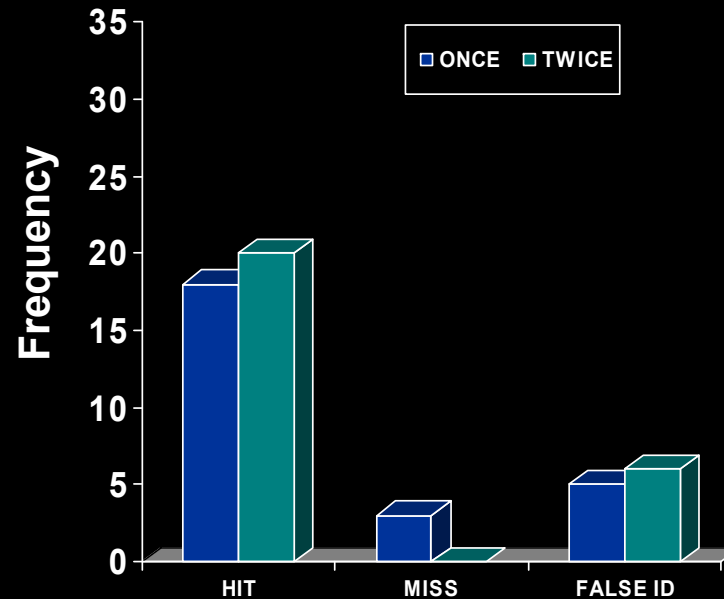
($\chi^2 (2) = 14.51, p = .001$)

Long exposure (3 min)



Correct ID – 41.4 %

Short exposure (1 min)

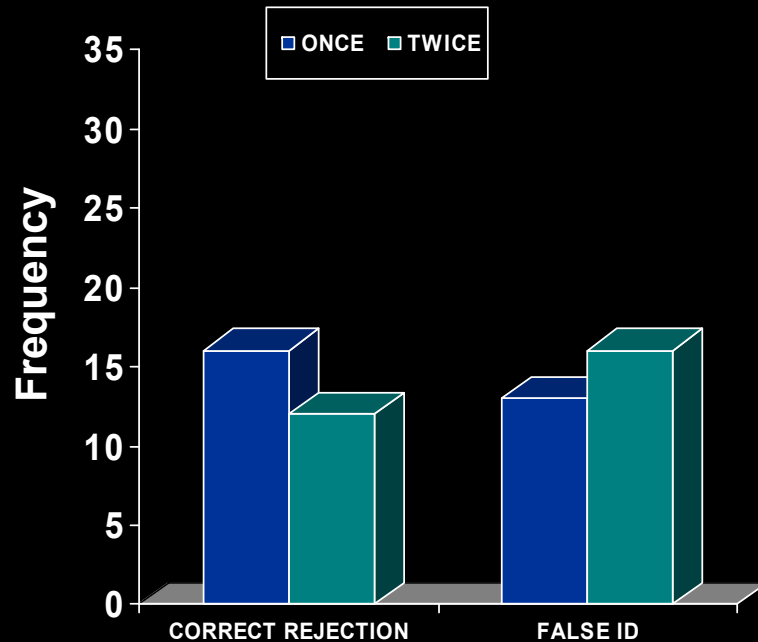


Correct ID – 73 %

TA lineups: Long vs Short exposure: lineup viewed once or twice

(*ns*)

Long exposure (3 min)



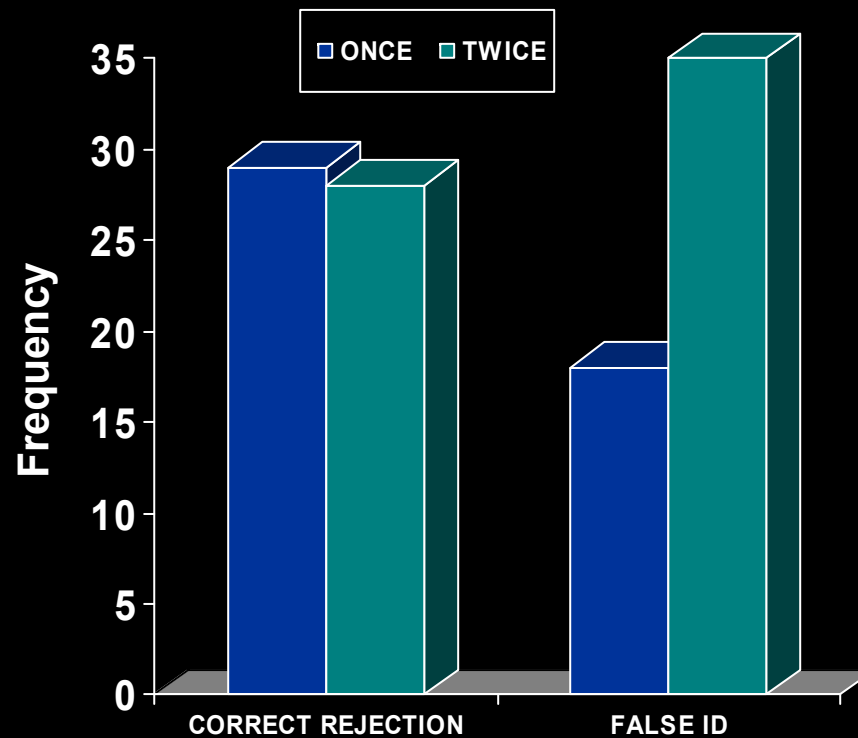
Correct rejection – 51 %

Short exposure (1 min)



Correct rejection – 33.5 %

TA Lineup viewed once vs. twice



$(\chi^2 (2) = 4.38, p = .036)$

Choosers vs Non choosers (TP & TA)

- Lineup viewing ($\chi^2 (1) = 4.92, p < 0.05$)

Once = 63.7%, twice = 77.3%

Second viewing increases choosing

- Exposure ($\chi^2 (1) = 4.92, p < 0.05$)

Long = 61.4%, short = 79.8%

Confidence ratings

- TP: higher confidence-higher accuracy
($\rho (108) = .42, p < .001$)
- TA: no relationship between confidence and accuracy ($p > .1$)
- Higher confidence for short target vs. long target (5.1 vs 4.8; $F (1, 221) = 4.14, p < 0.05$).

Why are Ss more accurate, confident and more likely to choose the shorter target exposure?



Long exposure (3 mins)



Short exposure (1 min)

Short exposure target rated by independent judges as being significantly more distinctive than long exposure target.

Conclusions

- No differences in correct identifications for VIPER vs. Static parades. VIPER can reduce false IDs for adolescents.
- Viewing a VIPER parade twice increases choosing which can increase false IDs.
- Effects of exposure on face recognition will vary with distinctiveness of the face.

Threshold for exposure?

Acknowledgements

Nikola Bergis, Fraz Chaudhry, Susanne Donaldson, Jo Fraser, Jens Hellmann, Nicola Kent and Lynsey Kidd for assistance with data collection.

The schools and pupils who participated in the study

Grampian Police

The Satrosphere Science Centre

The Scottish Institute of Policing Research

